



# User Guide

## **Extension Description**

PDF is the de facto standard for the secure and reliable distribution and exchange of electronic documents and forms around the world. It is also a great Marketing feature for Brochures, price lists!

PDF EXPORT for Magento is a professional solution that lets you generate printable copy of all store products! It also lets your customers to generate PDF's of products and categories they view directly from your website without other 3rd party website or applications. All store products in PDF in few clicks!

Once installed, the plugin generates a buttons on each catalog & product page. So your clients can save, share or even print a nice and clean formatted PDF from each category or product.

PDF EXPORT uses special HTML version for printing categories and products supporting CSS. Its done following traditional magento guidelines supporting regular Magento XML Layouts, Magento snippets and short codes short codes, in other words you don't need to know PDF format to design the look of your PDF's. If your need to add border to div you simply edit CSS file or HTML, same here!

## **Extension Installation**

We made tests on all major installations and this extension is a fully workable. But It is highly recommended to backup your server files and database before installing this module. It is also recommended you install on a test server initially to carry out your own testing.

To install extension follow this steps:

- 1 Clear the store cache under var/cache and all cookies for your store domain**
- 2 Disable Compilation Mode (if enabled)**
- 3 Log out from Magento Admin panel if you are logged in**
- 4 Unpack the contents of the “extension” folder from the package file to your Magento root directory**

If you dont use “default” folder as your theme pool directory copy files from app/design/frontend/default/default/ & skin/frontend/default/default to yours

- 5 Check that magento has permissions to read extensions files.**

- 6 If Cache Control is enabled in Magento go to ‘System > Cache Management’ section, select ‘Refresh’ under ‘All Cache’ drop-down menu and press ‘Save Cache Settings’**

# Extension Usage

Fist of all check that all extension files and folders uploaded to the right place, after that Log into Magento Admin panel and go to System > Configuration > EcommerceOffice.com tab > “PDF” section to configure the extension main settings.

**PDF** Save Config

---

**General**

PDF preview link	<input type="text" value="Yes"/>	[WEBSITE]
PDF save link	<input type="text" value="Yes"/>	[WEBSITE]
PDF stream link	<input type="text" value="Yes"/>	[WEBSITE]
CSS file	<input type="text" value="styles.css"/>	[WEBSITE]

---

**PDF catalog - FIRST**

Enable	<input type="text" value="Yes"/>	[WEBSITE]
Header line	<input type="text" value="Yes"/>	[WEBSITE]
Footer line	<input type="text" value="No"/>	[WEBSITE]
Font size	<input type="text" value="10"/>	[WEBSITE]
Font color	<input type="text" value="#000"/>	[WEBSITE]
Font style	<input type="text" value="Normal"/>	[WEBSITE]
Header text	<input type="text" value="Document Title - First page - {PAGENO}"/>	[WEBSITE]
Footer text	<input type="text" value="First page - www.store-name.com"/>	[WEBSITE]

---

**PDF catalog - CONTENT**

Enable	<input type="text" value="Yes"/>	[WEBSITE]
Header line	<input type="text" value="Yes"/>	[WEBSITE]
Footer line	<input type="text" value="No"/>	[WEBSITE]
Font size	<input type="text" value="10"/>	[WEBSITE]
Font color	<input type="text" value="#000"/>	[WEBSITE]
Font style	<input type="text" value="Normal"/>	[WEBSITE]
Header text	<input type="text" value="Document Title - Content page - {PAGENO}"/>	[WEBSITE]
Footer text	<input type="text" value="Content page - www.store-name.com"/>	[WEBSITE]

---

**PDF catalog - LAST**

## MAGENTO PDF EXPORT

To create pdf documents from your existent magento catalog, go to Catalog > PDF > Docs and once you click “Add+” button the New PDF export form will appears.

The screenshot displays the Magento Admin Panel interface. At the top, the 'Magento Admin Panel' logo is on the left, and 'Global Record' is on the right. Below the logo is a navigation menu with tabs for Dashboard, Sales, Catalog, Mobile, Customers, Promotions, Newsletter, and CMS. A yellow banner below the menu contains a 'Latest Message' about Magento templates compatibility with CE 1.7, with a 'Read details' link.

The main content area is divided into two sections. On the left, under the heading 'PDF', there is a 'General' section with a list of options: 'Page First', 'Page Last', and 'Categories'. On the right, under the heading 'New', there is a 'General' form with the following fields and options:

- Filename \***: A text input field with a hint: "example: catalog001.pdf".
- Path \***: A text input field with a hint: "example: 'media/PDF/' or".
- Store View \***: A dropdown menu with 'English' selected.
- Use header \***: A dropdown menu with 'Disabled' selected.
- Use footer \***: A dropdown menu with 'Disabled' selected.

# MAGENTO PDF EXPORT

The screenshot displays the Magento Admin Panel interface. At the top, the 'Magento Admin Panel' logo is on the left, and 'Global Record' is on the right. Below the logo is a navigation bar with tabs for 'Dashboard', 'Sales', 'Catalog', 'Mobile', 'Customers', 'Promotions', 'Newsletter', and 'CMS'. A yellow banner below the navigation bar contains a 'Latest Message' about Magento templates compatibility with CE 1.7, with a 'Read details' link.

The main content area is divided into two columns. The left column is titled 'PDF' and contains a sidebar with the following options: 'General', 'Page First', 'Page Last', and 'Categories'. The right column is titled 'New' and contains a 'Categories' section with a tree view of product categories and their counts:

- Root Catalog (0)
- Furniture (6)
  - Living Room (4)
  - Bedroom (2)
- Electronics (42)
  - Cell Phones (6)
  - Cameras (8)
  - Computers (28)
- Apparel (66)
  - Shirts (19)
  - Shoes (46)
  - Hoodies (1)
  - Pants (0)
- Household Items (0)

Below the 'Categories' section is an 'INFORMATION' section with the following text: 'This extension can generate PDF files of 5000 products or more products per PDF however.'

## MAGENTO PDF EXPORT

Once this step complete you will be redirected to PDF docs grid. The grid contains PDF documents you added on previous step, to finish product export you need to click “Generate PDF” button. In the end you will have PDF document stored on your server.

# ✔ Item was successfully saved

PDF Docs ➕ Add +

Page  of 1 pages | View  per page | Total 1 records found Reset Filter Search

ID	Files & Links	Products	Time Created	Store View	Action
1	<a href="http://magento16.dev/democatalog.pdf">http://magento16.dev/democatalog.pdf</a> /opt/local/apache2/htdocs/magento16.dev/public/democatalog.pdf	77	Jun 8, 2012 2:05:20 PM	Main Website Main Store English	<a href="#">Edit</a>   <a href="#">Preview</a>   <a href="#">Generate PDF</a>

Document Title - Content page - 2

### Root Catalog



[Sony VAIO VGN-TXN27N/B 11.1" Notebook PC](#) \$2,699.99 Take a load off your shoulders when you're racing for your plane with the sleekly designed and ultra-portable Sony Vaio VGN-TXN27N/B notebook PC. [Learn More](#)

### Furniture



[Ottoman](#) \$299.99 With durable solid wood framing, generous padding and plush stain-resistant microfiber upholstery. [Learn More](#)



[Chair](#) \$129.99 Combining a hint of nostalgia with the up-to-date sensibility and function of modern chairs. It is in soft, velvety microfiber. [Learn More](#)

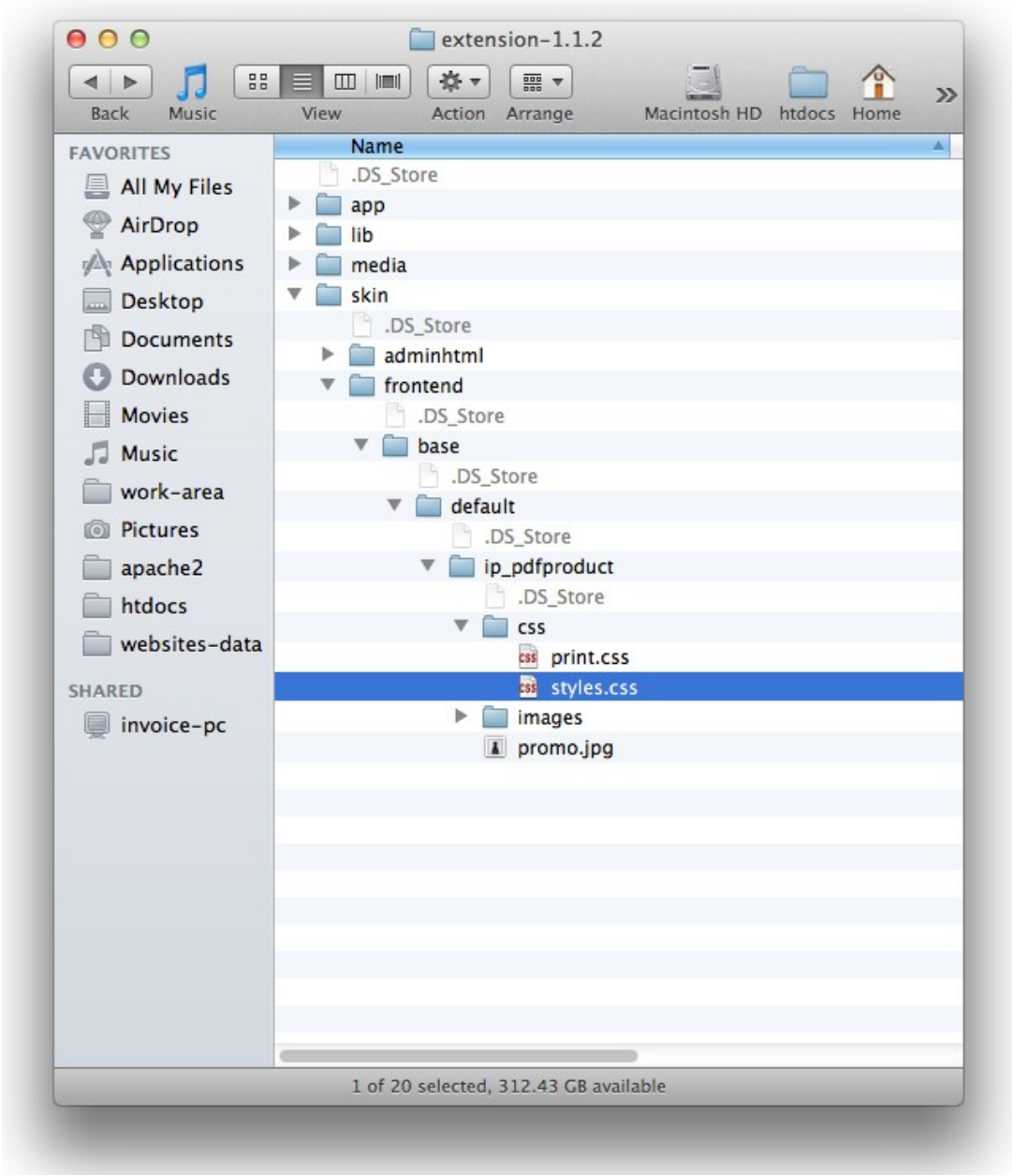


[Couch](#) \$599.99 For a sleek, simple and stylish piece, look no further than the Magento sofa - or sofabed! [Learn More](#)





# MAGENTO PDF EXPORT



## **Extension Troubleshooting**

After the extension installation the store gives an error, or blank page, or suggests to start Magento installation procedure.

- > Change the owner of the extracted extension files to the web server user and set 775 permissions on them. Clear the store cache and try again.

There is extension tab under configuration section, or having the extension tab clicked I get a blank page, or *Access Denied* error.

- > Clear the store cache, browser cookies, logout and login again.

I've set up everything correctly, inserted the HTML code but there is nothing on that page.

- > Clear the store cache, clear your browser cache and domain cookies and refresh the page.

My configuration changes do not appear on the store.

- > Clear the store cache, clear your browser cache and domain cookies and refresh the page.

## Extension Uninstallation

You can completely disable extension if you

delete `"/app/etc/modules/lp_Pdfproduct.xml"` file or just change `"true"` to `"false"`

```
<?xml version="1.0"?>
```

```
<config>
```

```
  <modules>
```

```
    <lp_Pdfproduct>
```

```
      <active>true</active>
```

```
      <codePool>community</codePool>
```

```
    </lp_Pdfproduct>
```

```
  </modules>
```




```
</config>
```

But if you want to completely remove this extension from your magento installation

follow this steps

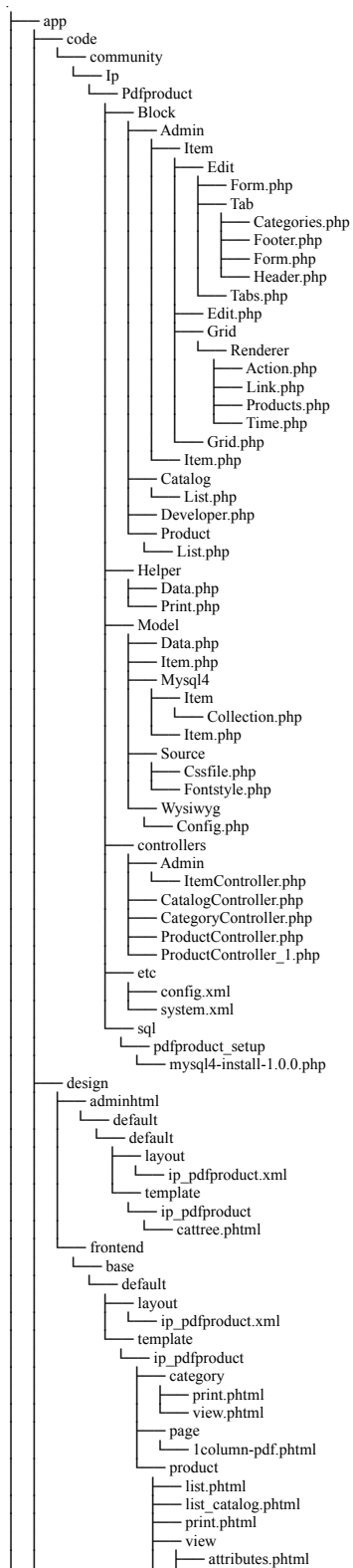
1 delete extension files

2 delete following record from [core\\_resource](#) table

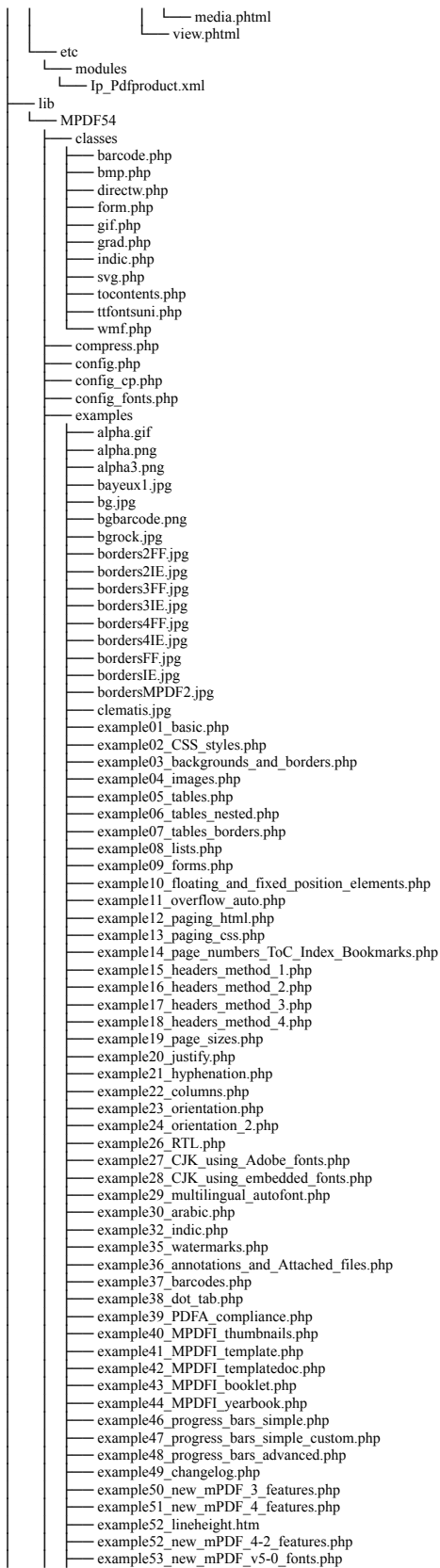
			pdfproduct_setup	1.0.0	1.0.0
---	---	---	------------------	-------	-------

3 Remove extension extension Files & Folders tree

# Extension folders and files



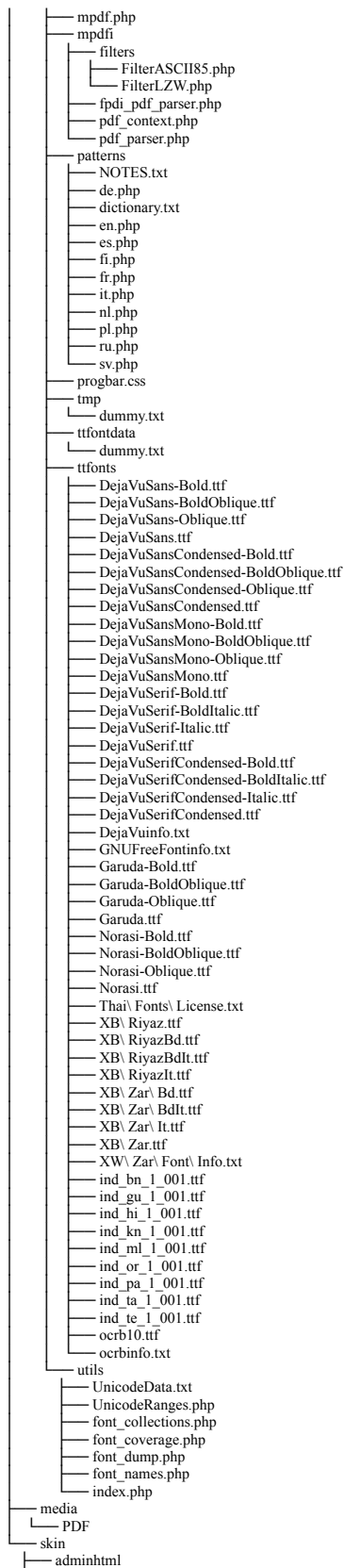
# MAGENTO PDF EXPORT



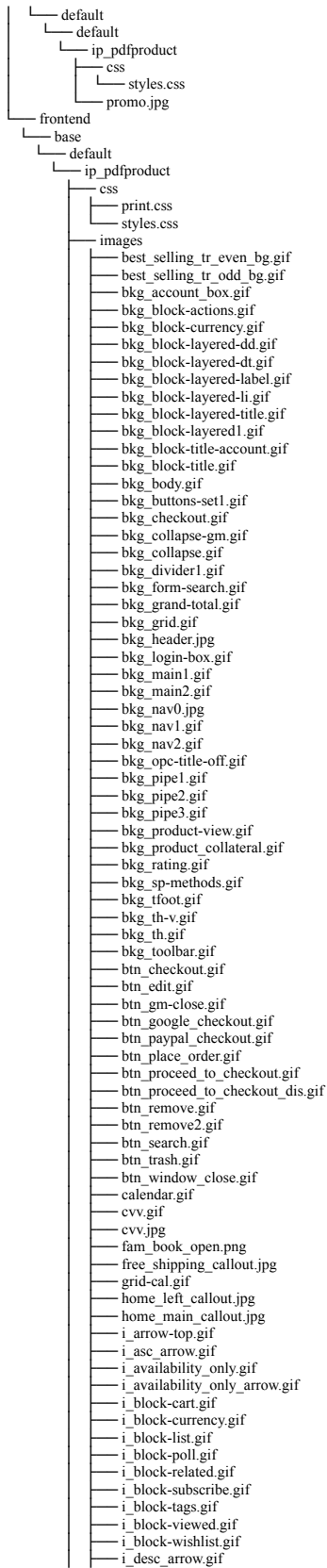
# MAGENTO PDF EXPORT

- example54\_new\_mPDF\_v5-1\_features\_gradients\_and\_images.php
- example55\_new\_mPDF\_v5-1\_color\_and\_other\_features.php
- example56\_new\_mPDF\_v5-1\_features\_grayscale.php
- example57\_new\_mPDF\_v5-3\_active\_forms.php
- example57\_new\_mPDF\_v5-3\_active\_forms\_b.php
- example58\_new\_mPDF\_v5-4\_features.php
- firefox-48.png
- flowers-pattern.jpg
- formsubmit.php
- goto.gif
- img1.png
- img2.png
- img3.png
- img4.png
- img5.png
- index.php
- klematis.jpg
- loading.gif
- mpdfstyleA4.css
- mpdfstylePaged.css
- mpdfstyletables.css
- quran282.jpg
- sample\_basic.pdf
- sample\_logoheader2.pdf
- sample\_orientation2.pdf
- sample\_orientation3.pdf
- show\_code.php
- sunset.jpg
- sunsetv.jpg
- test.pdf
- tiger
- tiger.bmp
- tiger.gif
- tiger.jpg
- tiger.php
- tiger.png
- tiger.svg
- tiger.wmf
- tiger2.png
- tiger2.wmf
- tiger24trns.png
- tiger300px300dpi.jpg
- tiger300px300dpi.png
- tiger300px72dpi.jpg
- tiger300px96dpi.jpg
- tiger300px96dpi.png
- tiger8trns.gif
- tiger8trns.png
- tigercmyk.jpg
- tux.svg
- windmill.jpg
- font
  - ccourier.php
  - ccourierb.php
  - ccourierbi.php
  - ccourieri.php
  - chelvetica.php
  - chelvicab.php
  - chelvicabi.php
  - chelvicai.php
  - csymbol.php
  - ctimes.php
  - ctimesb.php
  - ctimesbi.php
  - ctimesi.php
  - czapfdingbats.php
- graph.php
- graph\_cache
  - dummy.txt
- iceprofiles
  - SWOP2006\_Coated5v2.icc
  - sRGB\_IEC61966-2-1.icc
- includes
  - CJKdata.php
  - functions.php
  - ind\_bn\_1\_001.volt.php
  - ind\_gu\_1\_001.volt.php
  - ind\_hi\_1\_001.volt.php
  - ind\_kn\_1\_001.volt.php
  - ind\_ml\_1\_001.volt.php
  - ind\_or\_1\_001.volt.php
  - ind\_pa\_1\_001.volt.php
  - ind\_ta\_1\_001.volt.php
  - ind\_te\_1\_001.volt.php
  - no\_image.jpg
  - out.php
  - subs\_core.php
  - subs\_win-1252.php
  - upperCase.php
- mpdf.css

# MAGENTO PDF EXPORT



# MAGENTO PDF EXPORT





## MAGENTO PDF EXPORT

- i\_discount.gif
- i\_folder-table.gif
- i\_ma-info.gif
- i\_ma-reviews.gif
- i\_ma-tags.gif
- i\_msg-error.gif
- i\_msg-note.gif
- i\_msg-success.gif
- i\_notice.gif
- i\_page1.gif
- i\_page2.gif
- i\_pager-next.gif
- i\_pager-prev.gif
- i\_print.gif
- i\_rss-big.png
- i\_rss.gif
- i\_search\_criteria.gif
- i\_shipping.gif
- i\_tag\_add.gif
- i\_tier.gif
- i\_type\_grid.gif
- i\_type\_list.gif
- logo.gif
- logo\_email.gif
- logo\_print.gif
- magnifier\_handle.gif
- map\_popup\_arrow.gif
- np\_cart\_thumb.gif
- np\_more\_img.gif
- np\_product\_main.gif
- np\_thumb.gif
- np\_thumb2.gif
- opc-ajax-loader.gif
- pager\_arrow\_left.gif
- pager\_arrow\_right.gif
- ph\_callout\_left\_rebel.jpg
- ph\_callout\_left\_top.gif
- product\_zoom\_overlay\_magnif.gif
- slider\_bg.gif
- slider\_btn\_zoom\_in.gif
- slider\_btn\_zoom\_out.gif
- spacer.gif
- validation\_advice\_bg.gif
- promo.jpg

## **CustomWork with Magento!**

As you may know, for now Magento is the superior ecommerce platform, scalable and full of additional features that the others ecommerce platforms doesn't have. We are focused on the the custom module and additional features development for Magento CMS. We also provide premium web-store development services including design and consulting. For us is not important your business size, does your company big or it doesn't. We will build you your eCommerce business through research with the latest innovations in web-development niche.

If you need need custom development for magento, please do not hesitate to contact us at [service@magazento.com](mailto:service@magazento.com) or <http://www.magazento.com/english/quote>

All company and brand products and service names are trademarks or registered trademarks of their respective holders.

Copyright 2012 Magazento